

Status of countermeasures for restoring from the accident at Fukushima Daiichi Unit 1 through 4. As of June 25th, 2011. (Estimated by JAIF)

		Unit 1	Unit 2	Unit 3	Unit 4	Notes	
Basic information	Type of plant	BWR-3	BWR-4	BWR-4	BWR-4		
	Electric / Thermal power output	460/1380	784/2381	784/2381	784/2381		
Plant status when hit by the earthquake	Operation status	In service → Shutdown	In service → Shutdown	In service → Shutdown	Outage		
	No. of nuclear fuels loaded in the reactor	400	548	548	0		
	No. of spent fuels stored in the SFP	292	587	514	1331		
	External power supply	Stopped due to the earthquake					
	Emergency power supply	EDGs automatically started up when the external power was lost but stopped later when tsunami hit the plants.					
Reactor cooling	Status	Core and fuel integrity	Damaged (core melt*1)	Damaged (core melt*1)	Damaged (core melt*1)	No fuels loaded	
		RPV structural integrity	Limited damage and leakage	Unknown	Unknown	No damage	
	PCV structural integrity	Damage and leakage suspected	Damage and leakage suspected	Damage and leakage suspected	No damage		
	Core cooling	Not functional	Not functional	Not functional	Not required		
	measures	Goal of STEP 1 (April through June)	Stable cooling (circulating injection cooling reusing accumulated water)			—	
		Cooling by minimum injection rate	Injecting freshwater into the reactor via feed water line at 3.6m ³ /h [6/24]	Injecting freshwater into the reactor via feed water line at 3.5m ³ /h [6/24]	Injecting freshwater into the reactor via feed water line at 9.0-9.1m ³ /h [6/24]	—	Decreasing the injection rate to prevent the overflow of the accumulated water in the facilities
		Establishment of circulating injection cooling	Injection line established (Circulation to be started following the radioactive water process facility starts its operation)			—	
		Nitrogen gas injection into PCV	Injection continued [4/6-]	Work for injection line in progress [4/16-]	Work for injection line in progress [4/16-]	—	
		Flooding of PCV after sealing leaks	Studying	Studying	Studying	—	
	Challenge	Securing heat exchange function	Work for secondary-loop piping in progress (5/13-)	Construction work to be started after improving the work environment	Construction work to be started after improving the work environment	—	
Improving work environment		High radiation circumstance is hampering the work to restore reactor cooling. Preparation work such as removing radioactive debris, radiation monitoring is underway in each unit. The doors of the Unit 2 R/B, where high humidity has hampered the work inside, was opened for ventilation [6/19-] after filtering and removing the airborne radioactive materials in the building. After confirming improved work environment, work was started in the building [6/22-].			—		
SFP cooling	Status	Fuel integrity in SFP	Unknown	Most spent fuels not damaged*2	Unknown	Most spent fuels not damaged*2	
		SFP cooling	Not functional	Not functional	Not functional	Not functional	
	measures	Goal of STEP 1 (April through June)	Stable cooling				
		Reliability improvement in injection operation	Injecting freshwater via SFP coolant clean up line	Switching from freshwater injection via SFP coolant clean up line to circulation cooling	Injecting freshwater via SFP coolant clean up line	Injecting freshwater via alternative injection line, Preparing system for cooling in a stable manner	Injecting corrosion inhibitor, hydrazine (H2NNH2), with freshwater [5/9-]
	Circulation cooling with Hx	Planned	In operation	Planned (Construction to be started in late June)	Planned		
Accumulated water	Status	Increase and accumulation of radioactively contaminated water	High level radioactive wastewater is accumulating in the R/B, T/B and RW/B of each unit. (about 92,000m ³ [5/31])				
		Goal of STEP 1 (April through June)	Securing storage place of high level radioactive wastewater				
	measures	Securing storage place	-Storage capacity of 14800m ³ (10,000m ³ + 4,800m ³) for highly radioactive wastewater are secured by using the Centralized Radiation Waste Treatment Facility as water storage place. -Underground tank for high level radioactive wastewater (storage capacity: approx. 10,000m ³) to be installed in the mid August -Storage tanks to receive processed, low to middle level radioactive wastewater with the capacity of approx. 13,000m ³ installed (-5/31). Additional capacity to be installed at 20,000m ³ /month from the end of June.			PMB: Process Main Building MWR/TB: Miscellaneous Solid Waste Volume Reduction Treatment Building	
		Transfer of radioactive waste water	Highly radioactive wastewater in Unit 2 and unit 3 has been translated the Centralized Radiation Waste Treatment Facility since April 19.				
		Installation of water process facility	-Highly radioactive wastewater treatment system for recycling water started operation on June 17, and stopped for trouble about 5 hours later. Test operation in progress [6/21-]. (processing capacity: 1,200m ³ /day) Processed water through the system is to be reused for reactor cooling after desalination. (Initial capacity: 480m ³ /day, to be installed in the late June)				
	Challenge	Preventing contamination of the sea, etc.	-Silt fences installed. -Seawater circulatory purification system goes into full-scale operation. [6/13] -Blocking the concrete tunnels outside the T/Bs completed [6/10], etc.				
		Preventing overflow of high level radioactive waste water	Highly radioactive wastewater treatment system should be operated in stable and effective manner to prevent wastewater accumulated in unit-2 and 3 overflowing.				
measures	Goal of STEP 1 (April through June)	Storing and processing low level radioactive wastewater					
	Increasing storage capacity	18,400 tons(2,200 + 6,200 + 10,000) of tanks installed. 12,000 tons of receiving capacity to be secured by the end of June.					
Underground water	Status	Radioactive materials in the ground water	Radioactive iodine, I-131, cesium, Cs-134, 137, and Sr-89, 90 were detected from the subdrain, underground water collected and controlled in the facility, and the well water in the Fukushima Daiichi site. [4/7-]				
		Goal of STEP 1 (April through June)	Preventing contaminated underground water from spreading to the sea				
	Mitigation of groundwater contamination	Pumps for correcting underground water called "subdrain" is to be restored in the middle of June. Subdrain is to be treated in accordance with the contaminated water management plan. Construction of wall for underground water isolation is under consideration.					
Radioactive materials in the atmosphere / soil	Status	Scattering of radioactive materials to the outside of the facilities	Radioactive materials and radioactively contaminated debris scattered due to the hydrogen explosion at Unit 1 and 3 R/Bs and other events.			Survey map on the site: http://www.tepco.co.jp/en/nu/fukushima-np/f1/index3-e.html	
		R/B integrity	Severely damaged	Partly opened	Severely damaged	Severely damaged	
	measures	Goal of STEP 1 (April through June)	Preventing scattering of radioactive materials in the facilities and the site				
		Dispersion of inhibitor	Dispersion to the outside of buildings in progress [full operation from 4/26-] Dispersion to the R/Bs and T/Bs [5/27-]				
	Removal of debris	Removal of debris using remote-controlled heavy machine in progress [4/10-]					
	Installing R/B cover	Preparation work in progress [5/13-] Installation work of the cover to be started on 6/27	—	Designing	Planning		
Tsunami, reinforcement, etc.	measures	Goal of STEP 1 (April through June)	Enhancement of countermeasures against aftershocks, etc.				
		Countermeasures against tsunami	-Transferring emergency power sources to the upland [4/15] -Addition of redundant water injection line [-4/15] -Setting fire trucks etc. to the upland [-4/18] -Planning to install a temporary tide barriers [by the end of June]				
		Planning and implementation of reinforcement work of each unit	-Work for installing supporting structure under the bottom of the Unit 4 SFP in progress. Steel pillars installed [6/7-6/20]. Work to be completed by filling concrete and grout by the end of July. -Soundness of structure analysis and evaluation for each unit in progress. Seismic safety confirmed for Unit 1 and 4 [5/28]				
	Various radiation shielding	Pipe work completed, pumping vehicle set [5/17]					
Reactor	measures	Reactor water level (mm) [6/24 11:00]	A: Below the lower end of gauge, B: -1550**, Reading mostly steady	A: being calibrated, B: -2150 Reading mostly steady**	A: -1850, B: -2100 Reading mostly steady**	—	
		Reactor pressure (MPa) [6/24 11:00]	A: 0.035, B: -, Measured with temporary pressure indicator [6/4-]	A: -0.014, B: -0.005 Reading mostly steady**	A: -0.157, B: -0.100 Reading mostly steady**	—	
		RPV temperature at feedwater nozzle (°C)[6/24 11:00]	118.7 Reading mostly steady	108.5 Reading mostly steady	151.1 Slightly increased	—	
		RPV temperature at the bottom of the vessel (°C)[6/24 11:00]	102.8 Reading mostly steady	110.1 Reading mostly steady	121.9 Slightly fluctuate	—	
PCV	measures	Pressure of drywell (MPa) [6/24 11:00]	0.1392 Reading mostly steady	0.005 Decreasing**	0.0985 Reading mostly steady	—	
		Pressure of suppression pool (MPa) [6/24 11:00]	0.120 Reading mostly steady	Below the lower end of gauge Instrument failure	0.1827 Reading mostly steady	—	
Pool	measures	Water temperature of SFP	Instrument failure	34°C [6/24 11:00]	62°C [5/8]	86-87°C [6/23 16:00]	
Accumulated water	R/B basement	Volume*3	3,900m ³ [5/31]	6,000m ³ [5/31]	6,400m ³ [5/31]	6,500m ³ [5/31]	
		Radioactivity	4.0E+5Bq/cm ³ [3/26]	1.9E+7Bq/cm ³ [3/27]	3.8E+6Bq/cm ³ [4/22]	2.0E+4Bq/cm ³ [4/21]	
	T/B basement	Volume*3	8,400m ³ [5/31]	11,400m ³ [5/31]	13,600m ³ [5/31]	11,800m ³ [5/31]	
		Radioactivity (Dose at water surface) (60mSv/h[4/28])	4.0E+5Bq/cm ³ [3/26] (60mSv/h[4/28])	1.9E+7Bq/cm ³ [3/27] (1,000mSv/h以上[3/28])	3.8E+6Bq/cm ³ [4/22] (120~750mSv/h[3/24,4/22])	2.0E+4Bq/cm ³ [4/21] (4.5mSv/h[4/21])	
	RW/B basement	Volume*3	1,100m ³ [5/31]	2,400m ³ [5/31]	2,300m ³ [5/31]	3,700m ³ [5/31]	
		Radioactivity	4.0E+5Bq/cm ³ [3/26]	1.9E+7Bq/cm ³ [3/27]	3.8E+6Bq/cm ³ [4/22]	2.0E+4Bq/cm ³ [4/21]	
	Concrete tunnel outside of T/B	Volume*3	2,800m ³ [5/31]	4,800m ³ [5/31]	5,800m ³ [5/31]	900m ³ [5/31]	
Radioactivity (Dose at water surface)		6.9Bq/cm ³ [3/29] (0.4mSv/h[3/27])	1.1E+7Bq/cm ³ [3/30] (1,000mSv/h以上[3/27])	2.4E+2Bq/cm ³ [3/30]	2.0E+4Bq/cm ³ [4/21]		
	Total volume	91,800m ³ (Approx. 105,000m ³ including the wastewater transferred to the Centralized Radiation Waste Treatment Facility)					
Environmental effect in the vicinity of the station		-Air dose rate: 5-11.5 μSv/h at the NPS border (Monitoring Post), 342 μSv/h at the south side of the office building, 13 μSv/h at the wet gate [6/25 09:00] -Some radioactive materials (I, Cs, Pu, Am Cm and Sr) has been detected in the soil sampled at the site. Radioactive materials have been detected in samples collected from underground water and also seawater at or near the site. Environmental monitoring has been enhanced [4/16-]. Sr-89, 90 exceeding the regulatory limit have been detected from the seawater sampled on 5/16 near the seawater intake.				Air dose rate: http://www.tepco.co.jp/en/nu/fukushima-np/f1/index-e.html Air, seawater, underground water soil, etc.: http://www.tepco.co.jp/en/nu/fukushima-np/f1/index2-e.html	
Radiation exposure of the workers		TEPCO is examining some 3,700 workers who have worked at the plant since March 11th for exposure to radiation. Of that number, 3,514 have undergone medical checkups. It revealed that 124 received radiation doses above 100 mSv. (100-200mSv: 107 workers, 200-250mSv: 8 workers, 250mSv-: 9 workers) Amount of doses that the 2 workers who received most are 643mSv and 678mSv.[6/20] *The allowable emergency limit for radiation doses: 250 millisieverts					

*1 TEPCO's analysis [announced on 5/15,23]

*2 TEPCO judged that most spent fuels were not damaged in the Unit 2 and 4 SFPs based on the detailed analysis of the radioactive materials in the pool water. [5/31]

*3 Rough estimate by TEPCO [announced on 5/31]

[Source]

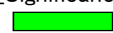
Government Nuclear Emergency Response Headquarters: News Release,

Press conference


NISA: News Release, Press conference

TEPCO: Press Release, Press Conference

[Significance judged by JAIF]


 :Low


 :High

 :Severe (Need immediate action)

[Progress of countermeasures]

 : Completed

 : Under construction

 : To be done (including studying and manufacturing)

[Abbreviations]

SFP: Spent Fuel Storage Pool

EDG: Emergency Diesel Generator

RPV: Reactor Pressure Vessel

PCV: Primary Containment Vessel

R/B: Reactor Building

T/B: Turbine Building

RW/B: Radioactive Waste Disposal Building

RHR: Residual Heat Removal system

CST: Condensate water Storage Tank

Hx: Heat exchanger