

Status of countermeasures for restoring from the accident at Fukushima Daiichi Unit 4. As of July 2nd, 2011. (Estimated by JAIF)

		Unit 1	Unit 2	Unit 3	Unit 4	Notes		
Basic information	Type of plant	BWR-3	BWR-4	BWR-4	BWR-4			
	Electric / Thermal power output	460/1380	784/2381	784/2381	784/2381			
Plant status when hit by the earthquake	Operation status	In service → Shutdown	In service → Shutdown	In service → Shutdown	Outage			
	No. of nuclear fuels loaded in the reactor	400	548	548	0			
	No. of spent fuels stored in the SFP	292	587	514	1331			
	External power supply	Stopped due to the earthquake						
	Emergency power supply	EDGs automatically started up when the external power was lost but stopped later when tsunami hit the plants.						
Reactor cooling	Status	Core and fuel integrity	Damaged (core melt*1)	Damaged (core melt*1)	Damaged (core melt*1)	No fuels loaded		
		RPV structural integrity	Limited damage and leakage	Unknown	Unknown	No damage		
		PCV structural integrity	Damage and leakage suspected	Damage and leakage suspected	Damage and leakage suspected	No damage		
		Core cooling	Not functional	Not functional	Not functional	Not required		
		Goal of STEP 1 (April through July)	Stable cooling (circulating injection cooling reusing accumulated water)					
		Cooling by minimum injection rate	Injecting freshwater into the reactor via feed water line at 3.6 m ³ /h [7/1]	Injecting freshwater into the reactor via feed water line at 3.5 m ³ /h [7/1]	Injecting freshwater into the reactor via feed water line at 8.9-9.0 m ³ /h [7/1]		Decreasing the injection rate to prevent the overflow of the accumulated water in the facilities	
		Establishment of circulating injection cooling	Injection line established. Circulation started [6/27-] following the radioactive water process facility starts its operation.					
SFP cooling	Status	Fuel integrity in SFP	Unknown	Most spent fuels not damaged*2	Unknown	Most spent fuels not damaged*2		
		SFP cooling	Injection function recovered	Function recovered	Injection function recovered	Not functional		
		Goal of STEP 1 (April through July)	Stable cooling					
		Reliability improvement in injection operation	Injecting freshwater via SFP coolant clean up line	Switching from freshwater injection via SFP coolant clean up line to circulation cooling	Injecting freshwater via SFP coolant clean up line. Bolic acid added to neutralize the alkalized pool water [6/26,27]	Injecting freshwater via alternative injection line. Preparing system for cooling in a stable manner	Injecting corrosion inhibitor, hydrazine (H2NNH2), with freshwater [5/9-]	
		Circulation cooling with Hx	Planned	In operation [5/31-]	In operation [6/30-]	Planned		
		Improving work environment	High radiation circumstance is hampering the work to restore reactor cooling. Preparation work such as removing radioactive debris, radiation monitoring is underway in each unit. Large-scale work inside the R/B started at unit-1 and 2 after radioactive substance and humidity in the air inside the R/B dropped.					
	Accumulated water	Status	Increase and accumulation of radioactively contaminated water	High level radioactive wastewater is accumulating in the R/B, T/B and RW/B of each unit. (about 99,440m ³ [6/28])				
		Goal of STEP 1 (April through July)	Securing storage place of high level radioactive wastewater					
		Securing storage place	-Storage capacity of 14800m ³ (10,000m ³ + 4,800m ³) for highly radioactive wastewater are secured by using the Centralized Radiation Waste Treatment Facility as water storage place. -Underground tank for high level radioactive wastewater (storage capacity: approx. 10,000m ³) to be installed in the mid August -Storage tanks to receive processed, low to middle level radioactive wastewater with the capacity of approx. 13,000m ³ installed (-5/31). Additional capacity to be installed at 20,000m ³ /month from the end of June.				PMB: Process Main Building MWR/TB: Miscellaneous Solid Waste Volume Reduction Treatment Building	
		Transfer of radioactive waste water	Highly radioactive wastewater in Unit 2 and unit 3 has been translated the Centralized Radiation Waste Treatment Facility since April 19.					
		Installation of water process facility	-Highly radioactive wastewater treatment system for recycling water that has processing capacity of 1,200m ³ /day is working on a trial basis. Reuse of the processed water, which was decontaminated and desalinated through the system, started for reactor cooling [6/27-].					
		Preventing contamination of the sea, etc.	-Silt fences installed. -Seawater circulatory purification system goes into full-scale operation. [6/13] -Blocking the concrete tunnels outside the T/Bs completed [6/10], etc.					
		Preventing overflow of high level radioactive waste water	Highly radioactive wastewater treatment system should be operated in stable and effective manner to prevent wastewater accumulated in unit-2 and 3 overflowing.					
Underground water	Status	Radioactive materials in the ground water	Radioactive iodine, I-131, cesium, Cs-134, 137, and Sr-89, 90 were detected from the subdrain, underground water collected and controlled in the facility, and the well water in the Fukushima Daiichi site. [4/7-]					
		Goal of STEP 1 (April through July)	Preventing contaminated underground water from spreading to the sea					
		Mitigation of groundwater contamination	Pumps for correcting underground water called "subdrain" is to be restored in the middle of June. Subdrain is to be treated in accordance with the contaminated water management plan. Construction of wall for underground water isolation is under consideration.					
Radioactive materials in the atmosphere / soil	Status	Scattering of radioactive materials to the outside of the facilities	Radioactive materials and radioactively contaminated debris scattered due to the hydrogen explosion at Unit 1 and 3 R/Bs and other events.				Survey map on the site: http://www.tepco.co.jp/en/nu/fukushima-np/f1/index3-e.html	
		R/B integrity	Severely damaged	Partly opened	Severely damaged	Severely damaged		
		Goal of STEP 1 (April through July)	Preventing scattering of radioactive materials in the facilities and the site					
		Dispersion of inhibitor	Dispersion to the outside of buildings in progress [full operation from 4/26-] Dispersion to the R/Bs and T/Bs [5/27-]					
Tsunami, etc.	measures	Removal of debris	Removal of debris using remote-controlled heavy machine in progress [4/10-]					
		Installing R/B cover	Preparation work in progress [5/13-] Installation work of the cover started [6/28-]	-	Designing	Planning		
		Goal of STEP 1 (April through July)	Enhancement of countermeasures against aftershocks, etc.					
Plant parameters	Reactor	Reactor water level (mm) [7/1 11:00]	A: Below the lower end of gauge, B: -1600*. Reading mostly steady	A: -1850, B: -2150 Reading mostly steady**	A: -1800, B: -2250 Reading mostly steady**	-	■ "A", "B" shows the group of the redundant instruments	
		Reactor pressure (MPa) [7/1 11:00]	A: 0.035, B: -, Measured with temporary pressure indicator [6/4-]	A: 0.029, B: - Reading mostly steady**	A: -0.159, B: -0.098 Reading mostly steady**	-	■ Reactor water level monitors to be calibrated. Unit 1 Ch.A done.[5/11] Unit 2 Ch.A now being calibrated.[6/22-]	
		RPV temperature at feedwater nozzle (°C) [7/1 11:00]	117.9 Reading mostly steady	112.7 Reading mostly steady	154.3 Slightly increased	-		
		RPV temperature at the bottom of the vessel (°C) [7/1 11:00]	102.4 Reading mostly steady	127.8 Reading mostly steady	125.0 Slightly fluctuate	-	■ Primary parameters' trend is available at JANIT's HP: http://www.gengikyo.jp/english/shokai/special_4.html . **Continuously monitoring the status	
	PCV	Pressure of drywell (MPa) [7/1 11:00]	0.1418 Reading mostly steady	0.025 Decreasing**	0.0992 Reading mostly steady	-		
		Pressure of suppression pool (MPa) [7/1 11:00]	0.125 Reading mostly steady	Below the lower end of gauge Instrument failure	0.1824 Reading mostly steady	-		
	Pool	Water temperature of SFP	Instrument failure	34°C [7/1 11:00]	55.8°C [7/1 9:00]	85-86°C [6/30 16:00]		
	Accumulated water	R/B	Radioactivity	4.0E+5Bq/cm ³ [3/26]	1.9E+7Bq/cm ³ [3/27]	3.8E+6Bq/cm ³ [4/22]	2.0E+4Bq/cm ³ [4/21]	
		T/B basement	Radioactivity (Dose at water surface)	4.0E+5Bq/cm ³ [3/26] (60mSv/h[4/28])	1.9E+7Bq/cm ³ [3/27] (1,000mSv/h以上[3/28])	3.8E+6Bq/cm ³ [4/22] (120~750mSv/h[3/24.4/22])	2.0E+4Bq/cm ³ [4/21] (4.5mSv/h[4/21])	
		RW/B basement	Radioactivity	4.0E+5Bq/cm ³ [3/26]	1.9E+7Bq/cm ³ [3/27]	3.8E+6Bq/cm ³ [4/22]	2.0E+4Bq/cm ³ [4/21]	
Concrete tunnel outside of T/B		Radioactivity (Dose at water surface)	6.9Bq/cm ³ [3/29] (0.4mSv/h[3/27])	1.1E+7Bq/cm ³ [3/30] (1,000mSv/h以上[3/27])	2.4E+2Bq/cm ³ [3/30]	2.0E+4Bq/cm ³ [4/21]		
	Total volume	17,240m ³ [6/28]	27,600m ³ [6/28]	31,000m ³ [6/28]	23,600m ³ [6/28]			
		99,440m ³ (Approx. 121,000m ³ including the wastewater transferred to the Centralized Radiation Waste Treatment Facility)						
Environmental effect in the vicinity of the station		-Air dose rate: 5-115 μSv/h at the NPS border (Monitoring Post), 340 μSv/h at the south side of the office building, 35 μSv/h at the main gate, 13 μSv/h at the wet gate [7/2 09:00] -Some radioactive materials (I, Cs, Pu, Am Cm and Sr) has been detected in the soil sampled at the site. Radioactive materials have been detected in samples collected from underground water and also seawater at or near the site. Environmental monitoring has been enhanced [4/16-]. Sr-89, 90 exceeding the regulatory limit have been detected from the seawater sampled on 5/16 near the seawater intake.				Air dose rate: http://www.tepco.co.jp/en/nu/fukushima-np/f1/index-e.html Air, seawater, underground water soil, etc.: http://www.tepco.co.jp/en/nu/fukushima-np/f1/index2-e.html		
Radiation exposure of the workers		TEPCO is examining some 3,700 workers who have worked at the plant since March 11th for exposure to radiation. Of that number, 3,514 have undergone medical checkups. It revealed that 124 received radiation doses above 100 mSv. (100-200mSv: 107 workers, 200-250mSv: 8 workers, 250mSv+: 9 workers) Amount of doses that the 2 workers who received most are 643mSv and 678mSv.[6/20] Out of some 4,300 workers, who worked in April, excluding those who had worked in March, 2,342 workers have undergone medical checkups. It turned out that one worker had received radiation dose above 100mSv. *The allowable emergency limit for radiation doses: 250 millisieverts						

*1 TEPCO's analysis [announced on 5/15, s

*2 TEPCO judged that most spent fuels were not damaged in the Unit 2 and 4 SFPs based on the detailed analysis of the radioactive materials in the pool water. [5/31]

*3 Rough estimate by TEPCO [announced on 5/31]

[Source]

Government Nuclear Emergency Response Headquarters: News Release,

Press conference


NISA: News Release, Press conference

TEPCO: Press Release, Press Conference

[Significance judged by JAIF]


 :Low


 :High

 :Severe (Need immediate action)

[Progress of countermeasures]

 : Completed

 : Under construction

 : To be done (including studying and manufacturing)

[Abbreviations]

SFP: Spent Fuel Storage Pool

EDG: Emergency Diesel Generator

RPV: Reactor Pressure Vessel

PCV: Primary Containment Vessel

R/B: Reactor Building

T/B: Turbine Building

RW/B: Radioactive Waste Disposal Building

RHR: Residual Heat Removal system

CST: Condensate water Storage Tank

Hx: Heat exchanger